





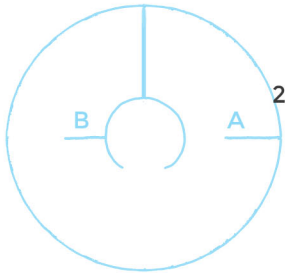
PETITS ANGES DE NOËL

Paper toys ornaments

LES PETITS
BRINS
d'Isabelle





instructions



1. Imprimer sur du papier épais | Print on strong paper
2. Découper le long des lignes bleues | Cut the silhouette and also the blue lines
3. Relier la découpe A sur la B | Slit A on B

Pour les accrocher, coller une ficelle | To hang them, glue a thread on head.

Et voilà ! A vos petits anges et photos :)



© www.lespetitsbrins.com 2018

Pour une utilisation personnelle seulement, merci. | No commercial use, thanks.



PETITS ANGES DE NOËL

Paper toys ornaments

